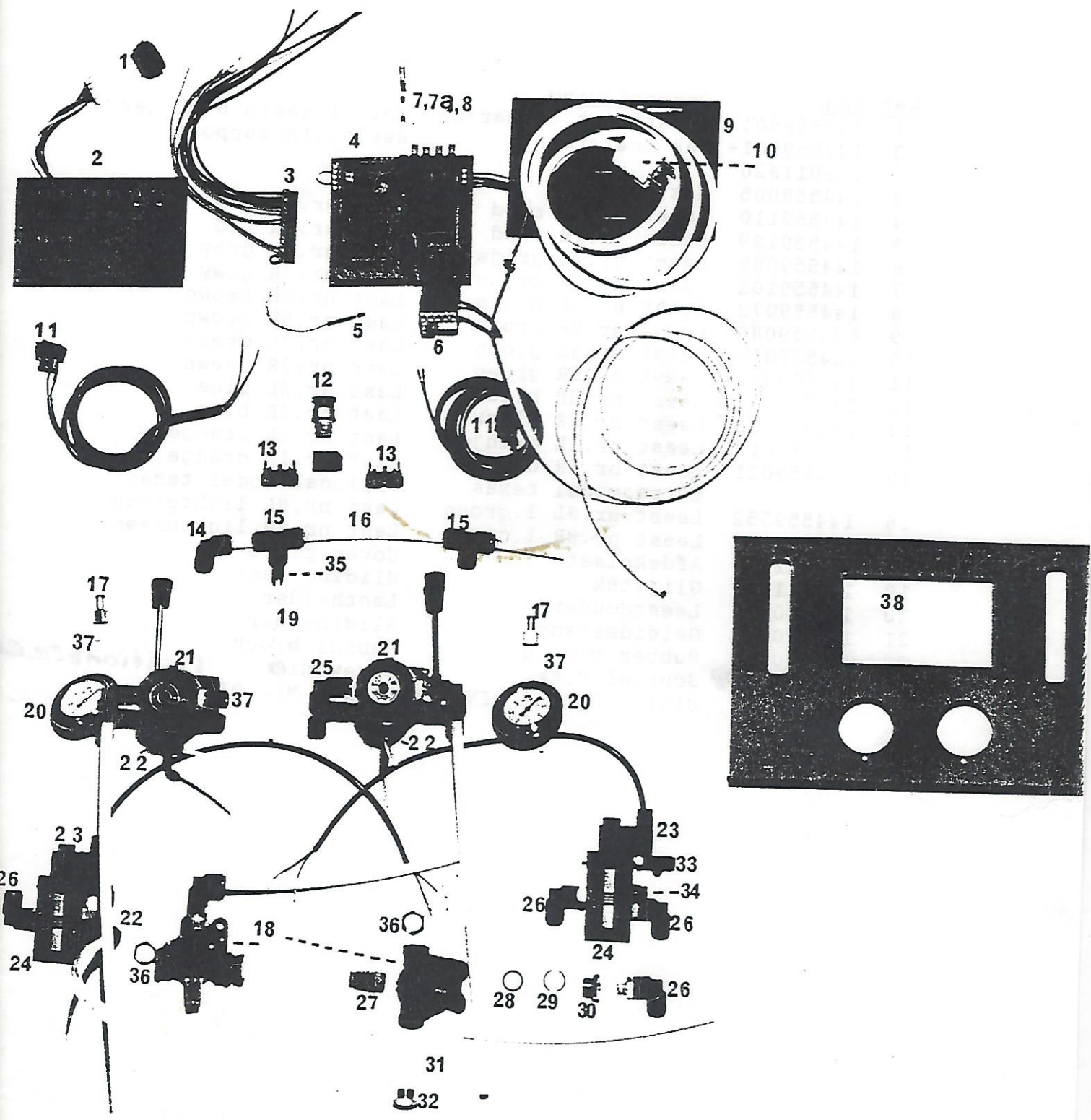





REF.	KODENR.	OMSCHRIJVING
1	144.550.377	Cilinder
2	144.550.326	Zuigermanchet
3	144.550.318	Zuigerplaat met geleider
4	144.550.334	Zuigerplaat
5		Sluitring M 16 - DIN 125 b
6		Veerring M 16 type AZ - DIN 127 b
7		Moer M 16 - DIN 934
8		Tapbout M 10x35 - DIN 933
9		Sluitring M 10 - DIN 125 b
10		Veerring M 10 - DIN 127 b
11		Moer M 10 - DIN 934
12	144.550.253	Drukstuk links P 13300 d
	144.550.261	Drukstuk rechts P 13316 b
13	144.634.201	Vulkolankussen
14	144.550.296	Pot veergeleider
15	144.550.300	Veer d=6, dm=80, n=6, l=220
16	144.504.324	Vulring v. zuiger

144.504.324

REF.	KODENR.	DESCRIPTION
1	144.550.377	Cylinder
2	144.550.326	Rubber piston
3	144.550.318	Piston plate with guide pin
4	144.550.334	Piston plate top
5		Washer M 16 - DIN 125 b
6		Spring washer M 16 type AZ - DIN 127 b
7		Nut M 16 - DIN 934
8		Bolt M 10x35 - DIN 933
9		Washer M 10 - DIN 125 b
10		Springring M 10 - DIN 127 b
11		Nut M 10 - DIN 934
12	144.550.253	Pad plate left
	144.550.261	Pad plate right
13	144.634.201	Pad
14	144.550.296	Plunger guide casting
15	144.550.300	Spring d=6, dm=80, n=6, l=220
16	144.504.324	O-ring


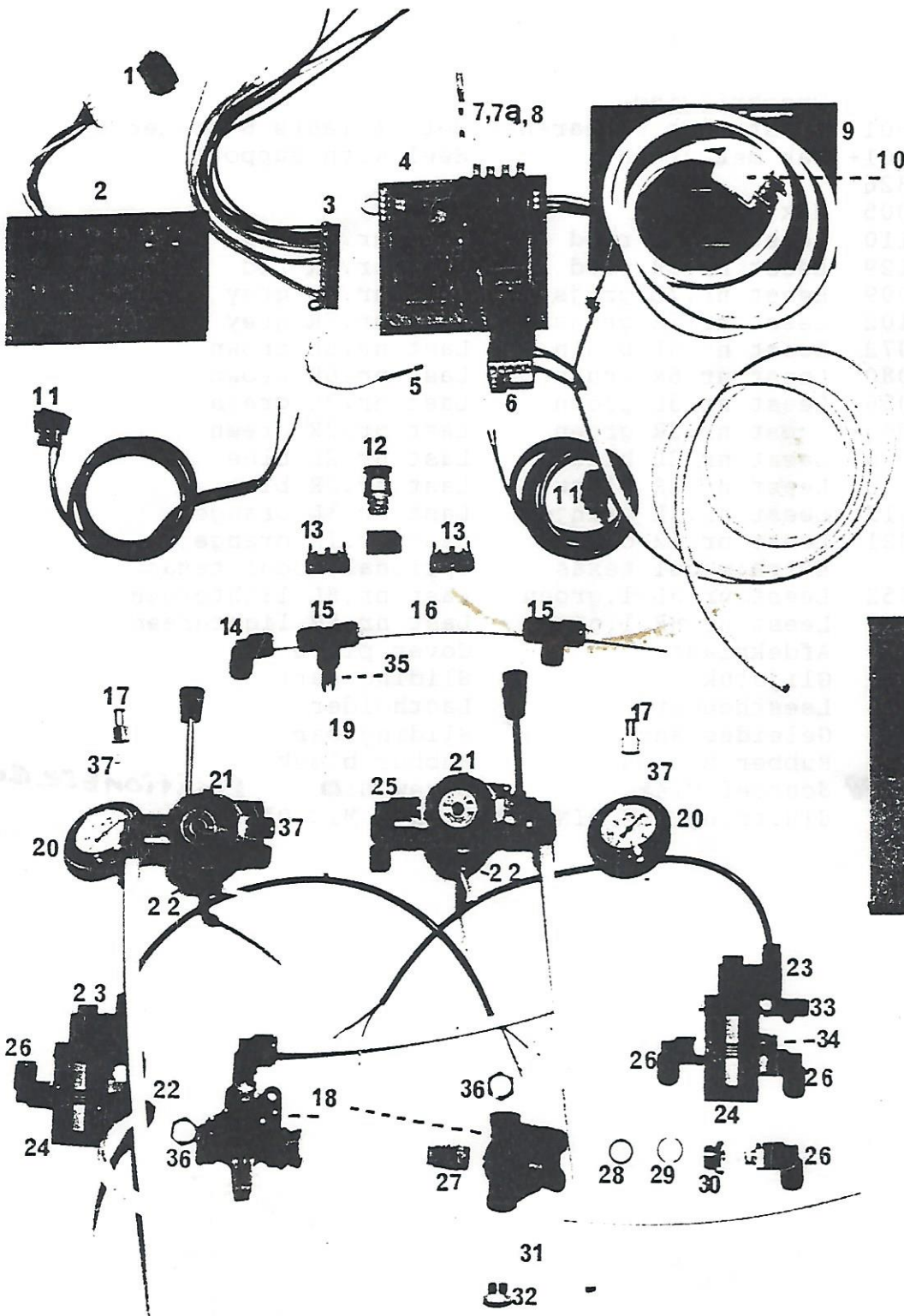




58

<u>Ref</u>	<u>Kode</u>	<u>Omschrijving</u>	
1	144559501	Leestenset 6 paar+hak	Set of lasts 6 pr+heels
2	144559501+	Hak met steun	Heel with support
	138011826		
3	144559005	Hak	Heel
4	144559110	Leest nr.9L rood	Last nr.9L red
5	144559129	Leest nr.9R rood	Last nr.9R red
6	144559099	Leest nr.7L grijs	Last nr.7L grey
7	144559102	Leest nr.7R grijs	Last nr.7R grey
8	144559072	Leest nr.6L bruin	Last nr.6L brown
9	144559080	Leest nr.6R bruin	Last nr.6R brown
10	144559056	Leest nr.3L groen	Last nr.3L green
11	144559064	Leest nr.3R groen	Last nr.3R green
12	144559030	Leest nr.2L blauw	Last nr.2L blue
13	144559048	Leest nr.2R blauw	Last nr.2R blue
14	144559013	Leest nr.1L oranje	Last nr.1L orange
15	144559021	Leest nr.1R oranje	Last nr.1R orange
		Extra:model texas	Optional:model texas
16	144559552	Leest nr.8L l.groen	Last nr.8L lightgreen
17	144559560	Leest nr.8R l.groen	Last nr.8R lightgreen
18	138011770	Afdekplaat	Cover plate
19	138011729	Glijstuk	Sliding part
20	144550423	Leesthouder	Lastholder
21	144550148	Geleidestang	Sliding bar
22	144550121	Rubber blokje	Rubber block
23	148.013.988	Schroef M10	Screw M10
24		Sluitring M12 DIN125b	Washer M12 DIN125b

PositionEER Bout



Ref	Code	Omschrijving	
1	144709708	Multiconnector	Multiconnector
2	132006081	Powertronic besturing	Powertronic control
3	144709775	Multiconnector	Multiconnector
4	132006006	Verm.print type 1 3Ph	Printed circuitboard type 1 3Ph
4a	132006014	Verm.print type 1 1Ph	Printed circuitboard type 1 1Ph
5		Kontrolelampje	Led indicator power supply
6	144709051	Motor bev.schakelaar UA7020A-3,2-5 Amp.	Thermal overload UA7020A - 3,2-5 Amp.
6a	144709040	Motor bev.schakelaar UA7020A-2-3 Amp.	Thermal overload UA7020A - 2-3 Amp.
6b	144709074	Motor bev.schakelaar UA7020A-8-12 Amp.	Thermal overload UA7020A - 8-12 Amp.
7	144709651	Glaszekering 5 Amp.	Fuse 5 Amp.
7a	144709678	Glaszekering 10 Amp.	Fuse 10 Amp.
8	144709635	Glaszekering 2 Amp.	Fuse 2 Amp.
9	148014410	Printlade	Mountingbase printed-circuitb.
10	144709635	Cekon steker 5 pol. 3Ph + kabel	Cekon plug 5 pol. 3Ph+cable
11	<del>144709636</del>	Schak.marquart veerretour	Switch marquart springloaded
12	148000819	Noodstop D1C1R	Emergency switch D1C1R
13	148000800	Kontakt element	Switch element
14	144551071	Knie 12-12	Elbow 12-12
15	144550792	T-stuk 12 003104200	T-connector 12 003104200
16	144551039	Slang 12x1,5 1601200090	Tube 12x1,5 - 1601200090
17	144550857	Rechte opschr.kop 6x1/4" 0031140613	Female connector 6x1/4" 0031140613
18	144551063	Snelloסקlep 9735000000	Quick exhaustvalve 9735000000
19	144551047	Slang 6x1 0001600600	Tube 6x1 0001600600
20	144550717	Manometer 0-6	Pressure gauge 0-6
21	144550741	Reduceerventiel 6908621	Air relief valve 6908621
22	144550881	Knie inschr.kopp. 6-1/8" - 0031090610	Male elbow 6-1/8" 0031090610
23	144550989	Steker magn.klep 8941000302	Solenoid + connector 8941000302
24	144550628	Magneetklep 3/2 24V	Magnet valve 3/2 24V
25	144550725	Knie inschr.kopp. 1/2x12 0031091221	Male elbow 1/2x12 0031091221
26	144550873	Knie inschr.kopp. 1/4x12 0031091213	Male elbow 1/4x12 0031091213
27	144551020	Demper M22-5324000000	Muffler M22-5324000000
28	144550970	O-ring M22-8970804004	O-ring M22-8970804004
29	144550962	Drukkring M22 8930300404	Seal ring M22-8930300404
30	144550938	Verl.nippel 22 bu-1/4 893181210	Male red.nipple M22-1/4 893181210
31	144551004	Dichtring 22x27 8114010804	Seal ring M22x27 8114010804
32	144550954	Plug M22-9999947010	Plug M22-9999947010
33	144550920	T-inschr.kop.6-1/8 0031030610	T-connector 6-1/8 0031030610
34	144550890	Demper 1/4-5324011110	Muffler 1/4-5324011110
35	144550806	Verl.stuk 6-12 0031660612	Reduction 6-12 0031660612
36	144550997	Moer M22-9999917150	Nut M22-9999917150
37	144551004	Knelring 1/4/1303 8901309530	Sealring 1/4/1303 8901309530
38	148013694	Voorplaat PP	Front plate PP

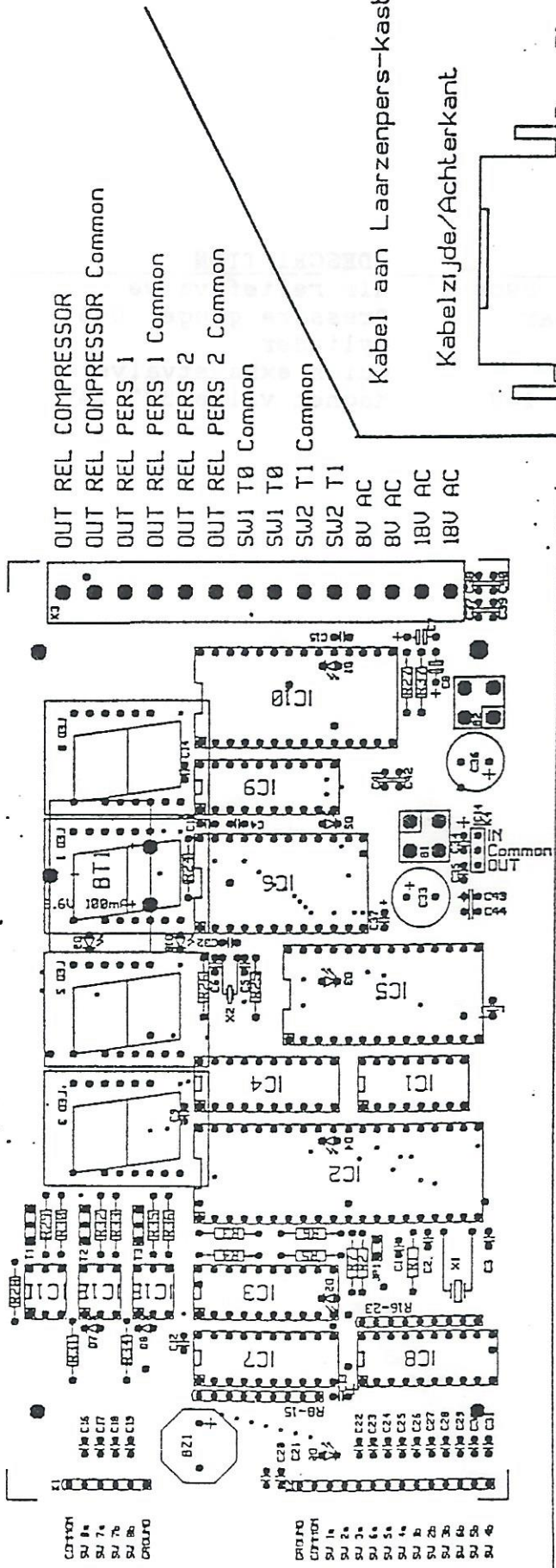
nieuw!  
48.000.789  
Schakelaar  
48.000.770  
Drukkring

88

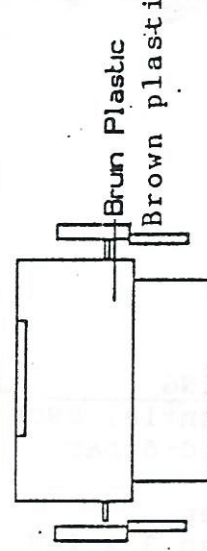
REF.	ARTIKELNR.	OMSCHRIJVING	DESCRIPTION
1	144550741	Reduceerventiel 6908621	Air relief valve
2	144550717	Manometer 0-6 bar	Pressure gauge 0-6
3	144550377	Cilinder	Cylinder
4	144551063	Snellosklep	Quick exhaustvalve
5	144550628	Magneetklep 3/2 24V	Magnet valve 3/2 24V



ELEC. CONNECTION



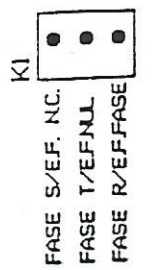
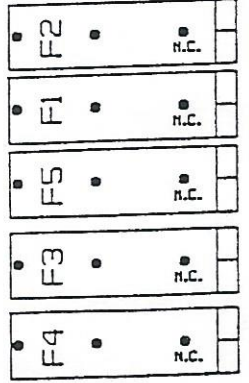
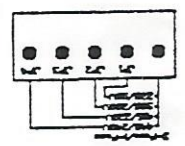
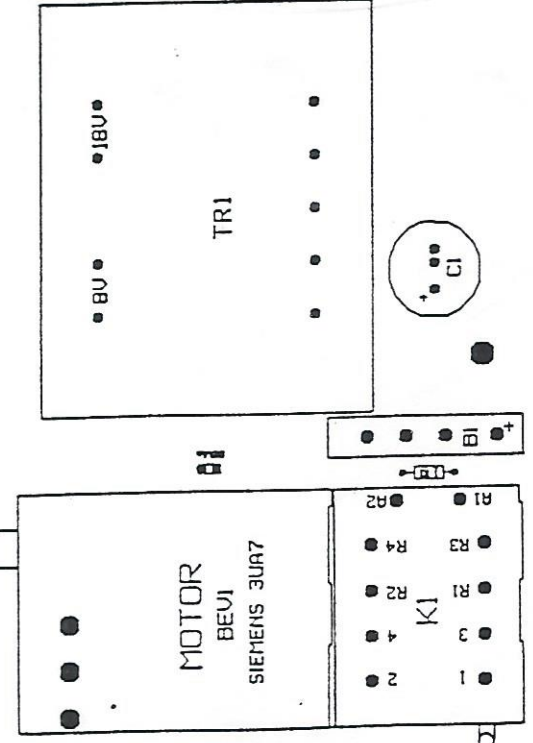
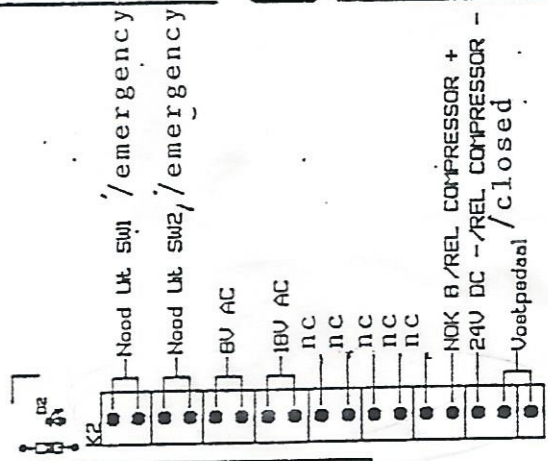
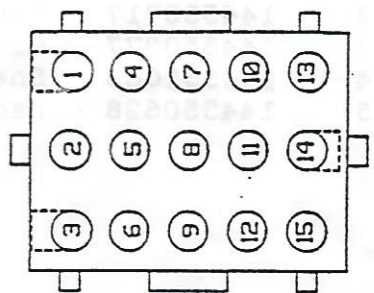
Kabel aan Laarzenpers-kast  
 Kabelzijde/Achterkant



Penzijde/voorkant  
 PINSIDE FRONT

CONNECTOR Kabelzijde

- 1=Compressor uit
- 2=Pers 2 uit
- 3=Pers 1 uit
- 4,5,6 GND (van 24V)
- 7=SW2
- 8=SW1 common
- 9=SW1
- 10=18VAC
- 11=SW2 common
- 12=8VAC
- 13=18VAC
- 14=NC.
- 15=8VAC



REF.	KODENR.	OMSCHRIJVING
1		voorplaatpers
2	144.551.306	selectronicbesturing
3	144.551.322	transformator 220/24V/50Hz
	144.551.330	transformator 115/24V/60Hz
4	144.551.314	glaszekering Ø 5x20 SN - 1000 MA
5	144.551.357	element met lampehouder 120116123
6	144.551.373	neonlamp 220V/50Hz 190560002
	144.552.380	neonlamp 110V/50Hz BA 95
7	144.551.144	drukknop 130040011
8		
9	144,551.152	element 120115001
10	144.550.717	manometer 0-6 bar acheraansl.
11		stelblok reduceerventiel
12	144.550.741	reduceerventiel handb. 6908621
13	144.550.601	magneetklep 5/2 5726085220
14	144.550.989	stekker magneetkl. 8941000302
15	144.551.063	snellosklep 9735000000
16	144.551.012	slangpilaar 12 0031221262
17	144.550.806	verloopstuk 12-6 0031660612
18	144.550.725	knie ½"-12 0031091221
19	144.550.881	knie inschr.kopp. 6-1/8" 0031090610
20	144.550.830	rechte inschr.kopp. 12-½" 0031751221
21	144.550.792	T-kopp. 12 0031041200
22	144.550.873	knie inschr.kopp. 12 - ¼" 0031091213
23	144.550.920	T-inschr.kopp. 6-1/8" 0031030610
24	144.550.849	rechte inschr.kopp. 6-¼" 0031750613
25	144.550.733	knie ¼" bi - ¼" bi 000143133
26		knēlring
27	144.550.938	verl. nippel 22 bu - ¼"bi 893181210
28	144.550.946	dichtring 22/27 8114010804
29	144.550.997	moer M 22 9999917150
30	144.551.020	geluiddemper M 22 5324000000
31	144.550.970	O-ring M 22 8970804004
32	144.550.962	drukkring M 22 8930300404
33	144.550.954	plug M 22 9999947010
34	144.550.890	demper ¼" 5324011110
35		cilinderschr. M 5 - DIN 85
36		sluitring M 5 - DIN 127 b
37		verzonken schr. M 4x8 DIN 963
38		moer M 4 - DIN 934
39		cilinderschr. M 3x8 - DIN 84
40		sluitring M 3 - DIN 125 a
41		
42		verzonken schr. M 3x8 - DIN 964
43		veerring M 3 - DIN 127 b
44		moer M 3 - DIN 934